

WHO FCTC APP YOUR MOBILE COMPANION FOR COP11 AND MOP4

- Access the documents
- Stay informed on updates
- Find practical information
- Manage your schedule

UPDATE YOUR PROFILE

In the profile section > settings, you may **add a picture** and modify the way you want to present yourself in the attendee list

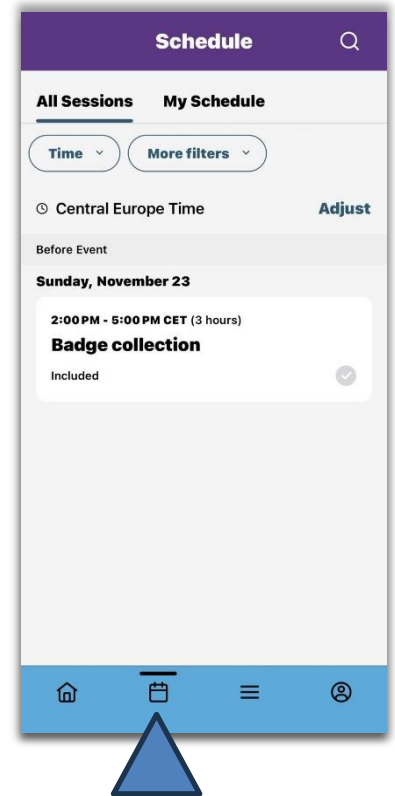
You can also **turn off/on your profile visibility** to pull out your name from the list of attendees

Access past announcements


Install the WHO FCTC App now on your mobile device
– **iPhone** or **Android** – or use it from your **preferred browser** using the email address provided during registration.

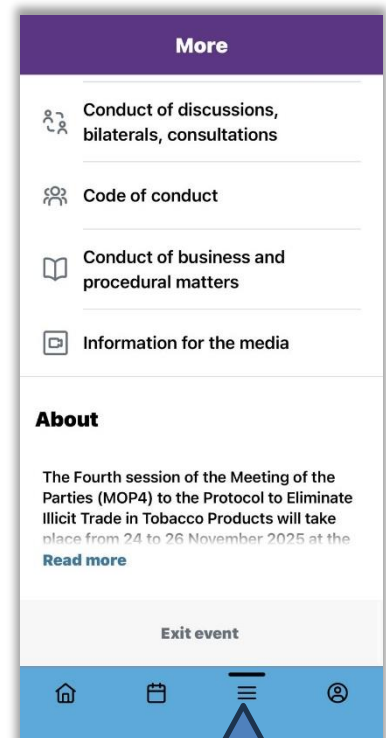
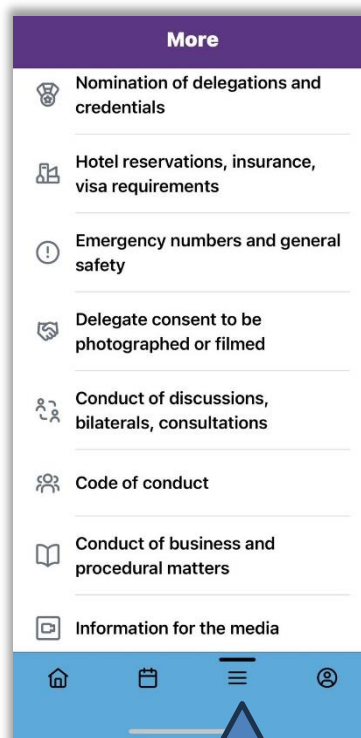
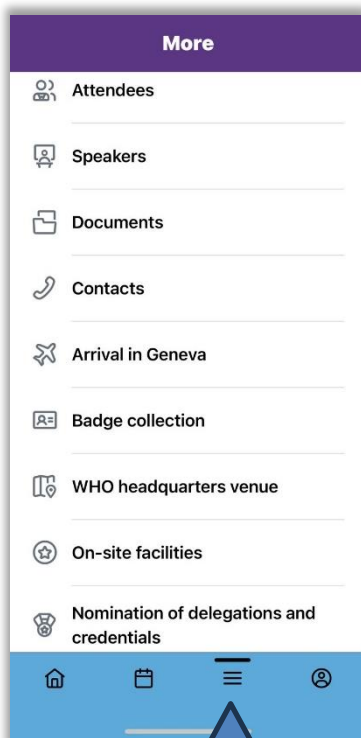
USE YOUR SCHEDULE


- Find the Schedule for all main sessions, side events and regional meetings in the **"all sessions"** tab
- Access the sessions locations and display them on the floor map
- Add the sessions you are attending to **"my Schedule"** to get organized



EXPLORE THE MENU FOR EVEN MORE EVENT CONTENT AND FEATURES

Tap the More  icon to display more tabs, and explore the menu for content and information.



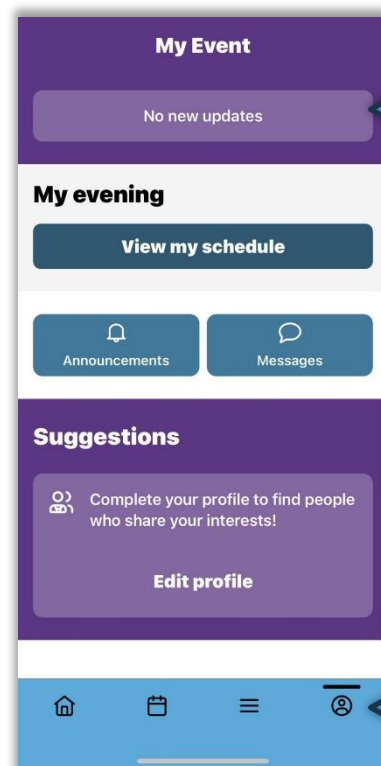


TIPS FOR STAYING INFORMED!

To receive instant updates,
activate push notifications on your
WHO FCTC APP.

Find important updates and
information in the notifications
section, at the top right corner of
the web app or in the mobile app in
the section profile >
announcements.

Access the updates feed through
Notifications > Announcements.



HOW TO SWITCH BETWEEN EVENTS

GO TO THE MORE MENU AND
SCROLL ALL THE WAY DOWN,
THEN CLICK > **exit event**
AND SELECT THE EVENT OF
YOUR CHOICE.

For any question regarding the app, please contact

fctcappsupport@who.int

or go to the app booth on site